

Tuesday, October 20, 2009

9:30AM

Agenda

Los Angeles County
Metropolitan Transportation Authority

BUS OPERATIONS SUBCOMMITTEE

Windsor Conference Room — 15th Floor

- | | |
|---|---|
| 1. Call to Order
<i>1 minute</i> | Action
<i>David Reyno</i> |
| 2. Approval of September 15, 2009 Minutes
<i>1 minute</i> | Action
<i>BOS</i> |
| 3. Chair's Report
<i>5 minutes</i> | Information
<i>David Reyno</i> |
| 4. Legislative Report
<i>10 minutes</i> | Information
<i>Raffi Hamparian/Marisa Yeager/
Michael Turner</i> |
| 5. 2009 LA County Infrastructure Report Card
<i>10 minutes</i> | Information
<i>Joyce Rooney</i> |
| 6. 2009 Call for Projects
<i>10 minutes</i> | Information
<i>Rena Lum</i> |
| 7. Crenshaw Transit Corridor Update
<i>10 minutes</i> | Information
<i>Roderick Diaz/Fulgene Asuncion</i> |
| 8. Congestion Reduction Demonstration Project Update
<i>10 minutes</i> | Information
<i>Kathleen McCune</i> |



Metropolitan Transportation Authority

Metro

Bus Operations Subcommittee

Minutes/Action Items

September 15, 2009

1. Call to Order	Chair called the meeting to order at 9:40am.	Action	N/A	Joseph Loh
2. Approval of June 16, 2009 Minutes	The minutes from the July 21, 2009 meeting were approved as submitted.	Approved	N/A	BOS
3. Chair's Report	<p>David reported the following:</p> <ul style="list-style-type: none"> • There will be no Metro Committee Meetings or Board Meeting in the month of August. • Adoption of the LRTP has been postponed until October 2009. • There was a special 4-hour TAP meeting held with CEO Art Leahy to provide the municipal operators an opportunity to share concerns and/or ask questions. The project is highly technical so there has been some difficulty in getting the entire region on board. • Terry Matsumoto discussed some potential adjustments to the FAP as sales tax revenues are currently lower than projected. David suggested that the municipal operators be prepared for the worst case scenario and expect to see less FAP revenues as the economy has not quite rebounded. The Metro Finance and Budget Committee meeting will take place tomorrow. • The California Transit Association (CTA) held a meeting with Vice Chair of the Assembly Transportation Committee, Mike Eng. Mike Eng has met with key players in the CTA for both Northern and Southern California. He was receptive to the concerns and needs of transit agencies. His goal is to achieve a long term solution to State funding for Transit. He wants to continue the dialogue and get ideas on what can be done to fix State transit funding in order to put something into place that can not be touched. 	Information	N/A	David Reyno

Bus Operations Subcommittee Minutes/Action Items September 15, 2009

<p>4. Legislative Report</p>	<p>Federal:</p> <ul style="list-style-type: none"> • Raffi Hamparian briefly discussed the appropriations process and stated that there were approximately 45 amendments being offered by Senator John McCain which was stripping the Transportation, Housing and Urban Development Bill for FY 2010 of many of its transportation earmarks including the last installment of the Eastside Light Rail Line (\$9.6 million); the second installment of the Wilshire BRT (\$12.2 million); and, several others. • The amendments will most likely fail as McCain has no broad support for the amendments. He is attempting to make a point that these bills have to be earmark free. It's a part of a much larger debate that has been going on in Washington. • BOS should expect an initial three month extension of the Authorization Bill but it will most likely be eighteen months. An Authorization Bill can be expected by early 2011. • Two issues to focus on are first, climate change, for the transportation set aside. There is a bill in the US Senate led by Senator Carper from Delaware and Congressman Blumenauer of Oregon, that would set aside 10% of the cap and trade proceeds for green transportation. BOS members should take the opportunity to communicate their support for the set aside with Senator Boxer's office. Secondly, the CNG tax credit, which is currently a \$.50/gallon equivalent, is set to expire December 31, 2009. For Metro, that would be approximately \$1.7 million per month. Metro is currently working to have the tax credit extended. Members of BOS should also take the opportunity to support the extension of this tax credit. A question was asked about 	<p>Information</p>	<p>N/A</p>	<p>Raffi Hamparian/ Marisa Yeager/ Michael Turner</p>
------------------------------	--	--------------------	------------	---

Bus Operations Subcommittee

Minutes/Action Items

September 15, 2009

	<p>legislation that would go to the Board that allows operators to use up to 30% of their Section 5307 dollars for operating. Raffi believes that this won't go anywhere. It would be a departure from the law, which began its initial change under the Reagan administration that favored using federal money for capital expenses. Raffi stated that it had minimal applicability because Metro's current FTA Guidelines allows operators to apply 5307 dollars towards preventative maintenance. Over the last 3 years, Metro has applied 99.9% of 5307 dollars towards preventative maintenance which is an operating expense.</p> <p>State:</p> <ul style="list-style-type: none"> • Michael Turner reported that the legislative session has concluded. There are two bills that were sent to the Governors' office. One was AB1072 by Assembly member Eng, which would lock in specific years of the STA formula for the allocation of the bond funds. This creates a certain amount of certainty in terms of the amount of money everyone will get out of the bond funds. • Secondly, AB672 by Speaker Bass, would allow municipal operators to get an advance or use their own funds in advance of bond funds and eventually get re-paid by the State when the bond funds are allocated. • The lawsuit by the CTA against the State for transferring transit funds to non-transit purposes is currently in the Supreme Court. • Metro is also working with others on an initiative to protect public transit funding which could end up on the November 2010 ballot. • The "Commission On The 21st Century Economy" is a Commission created by the Governor and Speaker Bass to look at the State's revenue structure and try to come up with a less volatile revenue 			
--	---	--	--	--

Bus Operations Subcommittee Minutes/Action Items September 15, 2009

<p>5. American Recovery & Re-Investment Act (ARRA) Update</p>	<p>stream for California and less reliant on the stock market. They were initially looking at a "net business receipts" tax which would be in place of a state sales tax. That's important for Metro because the portion of the State sales tax, the gasoline sales tax, goes into Proposition 42, which then goes into the Public Transportation Account.</p> <p>Frank Flores reported the following:</p> <ul style="list-style-type: none"> • To date, only 2% of the funds that Metro allocated are un-obligated. Approximately \$6 million for the 5307 ARRA Funds are un-obligated. There are two transit properties working on obligating those funds, La Mirada and Montebello. La Mirada has about \$64,000 un-obligated but they are planning on submitting two grant applications. Montebello has submitted their grant application for approximately \$4 million and has about \$2 million remaining. The final deadline is January 3, 2010. • The 1% TEA money has been completely obligated. <p>Ray Tellis reported the following:</p> <ul style="list-style-type: none"> • Ray began by introducing Karineh Gregorian, who is the newly appointed Program Manager for the ARRA Project. She will handle all program matters related to ARRA funded projects and review all reports. • The Section 1512 Reporting is due by October, 10. This reporting is required of all agencies receiving ARRA funds. Although the FTA's role is limited, they want to remind everyone to meet this deadline. ▪ Charlene Lee-Lorenzo has been assigned to review the \$1.5 billion discretionary program, TIGGER applications. Ray and Jonathan Klein will serve as the FTA representatives in her absence. TEA will close 	<p>Information</p>	<p>N/A</p>	<p>Regional Programming & Policy Analysis/FTA</p>
---	--	--------------------	------------	---

Bus Operations Subcommittee

Minutes/Action Items

September 15, 2009

	<p>September 25, but none of the municipal operators have pending applications.</p> <ul style="list-style-type: none"> ▪ There will be an 18-month extension of SAFETEA-LU. The annual appropriations are currently being worked on and a bill is expected to pass by the end of the fiscal year. ▪ In response to a question asked by Dana Lee, Ray has not heard anything regarding ARRA money being leftover from other regions and/or states. The awarding of TIGGER grants should be announced by the end of the fiscal year, sometime later this month. ▪ FTA has awarded 87% of the ARRA Funding, 5% is under review and approval. ▪ The FTA has hosted training webinars for Section 1512 reporting to help agencies in calculating jobs created, FTE's, and several reporting requirements. The next webinar will be held September 22nd. BOS will be included in the webinar notices. 			
<p>6. TAP Update</p>	<p>Jim Pachan reported the following:</p> <ul style="list-style-type: none"> • New turnstiles will be installed at a total of 5 Metro Rail Stations. Patrons who still have paper tickets will still be allowed to pass through. Turnstiles are currently being installed on the Gold Line Eastside Extension. Metro is evaluating the gating before giving the final ok to proceed with installing the turnstiles. Stations not gated will have validators for patrons to tap upon entry. • Agencies who have recently installed TAP equipment are Metro, Santa Clarita, and Culver City. Norwalk, Foothill, Gardena, Montebello and Antelope Valley are in the process of completely converting over to TAP. LA City Ride customers will also be converted over to TAP. LA 	<p>Information</p>		<p>Jim Pachan</p>

Bus Operations Subcommittee Minutes/Action Items September 15, 2009

	<p>City Ride wants to issue TAP cards for auto load capability to assist seniors and eliminate the problems with fraud on their script.</p> <ul style="list-style-type: none"> • Access Services is also working on converting to TAP. Issuance of the first TAP cards should begin around February. Initially, only a couple of thousand will be converted to TAP. They will continue to add more monthly until they are fully converted. • Metro's day passes and weekly passes are 100% converted to TAP, the monthly are at 80%, the senior/disabled are at 40-50%, the college/vocational are at 100%, and the students passes have yet to be converted. That process has just recently started. • Paper TAP cards will be issued for one-way rides. ASI will be the only operator with their own personal design for the TAP card. The cards will not only have individual fares, but will also allow for patrons to add value to their cards. An overview meeting will be held July 22 for municipal operators to ask questions regarding TAP reports. 			
<p>7. CTC Update</p>	<p>Patricia Chen reported that Bimla Rhinehart is the new CTC Executive Director and Randall Uwasaki is the Cal Trans Director. Patricia also reported that Long Beach Transit did a really good job on the transportation to the CTC and RTPA meetings last week. At the meeting, Long Beach Mayor, Bob Foster, and the President of the Long Beach Board of Harbor Commissioners, made welcoming remarks. David Yale, of Metro, gave an update on the L RTP and how we want to aggressively seek federal funds and make use of some public/private partnership opportunities. We heard from the Self-Help Counties Coalition who extended an invitation to the annual conference to be held in Hollywood on Oct. 4-6. There was also a STIP fund estimate workshop which was an</p>	<p>Information</p>		<p>Patricia Chen</p>

Bus Operations Subcommittee Minutes/Action Items September 15, 2009

	<p>information item. The picture for the fund estimate is not too bright because there is only a net new \$89 million over a period of five years for the whole state. Some projects will need to be pushed out some. About 31% of the funds will need to be delayed in FY2010. The Commission presented their ideals on how to do this but the regions stated that they need to have the say on which projects move forward and which are delayed. CTC will work with the regions on this. There are RTP guidelines being developed so an update was heard on this. Another big item was the Draft Policy Guidance for the Design-Build and the Public-Private Partnership, which was recently passed under Senate Bill 4. It was close to being passed but there was a question regarding whether the regions or states would have to go back and get a second approval from CTC if there were some material changes during negotiations of leases.</p>			
<p>8. Draft Measure R Local Return Guidelines</p>	<p>Susan Richan reminded the group that there was a special task force formed to develop the guidelines for the Measure R 15% Local Return. The guidelines are now ready to go to the Board in October. Susan has been to most of the COGs. Susan has also been to TAC and received their approval on them. The guidelines have nine categories: bike & peds; streets and roads; traffic control measures; public transit; transit capital; marketing; planning; administration; and, the local funding contribution. Some of the differences are that Prop A does not allow for street and road use however, you could use on things with a more direct bus relationship such as bus pads. Under Measure R, any public street is included and a PMS will not be required. A 300 mile radius was developed as a boundary for recreational trips. It must also be a day trip and within California. The admin 20% cap is the same. Sustainability and multi-jurisdictional</p>	<p>Information</p>		<p>Susan Richan</p>







Bus Operations Subcommittee Minutes/Action Items September 15, 2009

	<p>projects will be encouraged. The Form 1 is similar to your Form A & B and will be due once. The Form 2 is similar to your Form C and will have the same deadlines. Fund trades will be allowed and made simpler. Timely use of funds is encouraged with a timeline of five years. The suspension of funds for three years if funds are not spent on transportation projects was in the ordinance itself. The maintenance of effort was also discussed, you are not encouraged to start substituting funds for general funds. Everyone has to sign Assurances and Understanding. Accounting will set up an electronic transfer of funds for everyone once given the okay. Some agencies want a Trade Agreement as well. Plans are due by August 1, October 14, and you have five years to expend the funds. Once Board approved, the Assurances and Understanding will be sent out. When a signed original is received, then the payment process will begin.</p>			
<p>9. SRTP Due Date & Guidelines</p>	<p>Rufus Cayetano passed out the Prop C 5% Transit Security MOUs (for 3-years). Rufus sent an e-mail asking folks to bring a copy of the 2010 SRTP. Rufus went briefly over the tables. The SRTP due date is typically 60-days after formal adoption of the FAP. This year's due date is October 30, 2009.</p>	<p>Information</p>		<p>Rufus Cayetano/Susan Richan</p>
<p>10. Draft Measure R 20% Bus Operations & Clean Fuel Bus Capital Guidelines/MOU's</p>	<p>Nalini Ahuja and Pari Ahmadi handed out four documents including the guidelines and the MOU. Nalini first referred to the \$150 million for the Clean Fuel Bus Capital over 30 years. It was initially proposed to give each operator \$5 million per year over 30 years. This was changed to give the operators \$10 million every other year. She then discussed the lapsing requirements. Originally Metro had year of allocation plus three years. It was changed to five years. Fund trades will not be allowed using capital funds. Rufus will look into extending the MOU for ten years rather than the 2015 date stated.</p>	<p>Action</p>		<p>Nalini Ahuja/Pari Ahmadi</p>




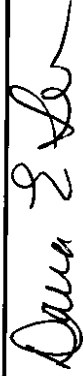


Bus Operations Subcommittee Minutes/Action Items September 15, 2009

	<p>Fund trades will not be allowed under the 20% Bus Operation guidelines. The lapsing year is one-year plus one-year. It was later decided to change this to one-year plus two. Joseph Loh made a motion, which was seconded, to make this change and approve the guidelines. This motion was unanimously approved. LADOT abstained. Discussion on the interest and how the interest will be allocated is also addressed in the guidelines. Nalini also wanted to edit some language under the reporting requirements. Nalini stated that all Measure R services will be included in the FAP, however, if you are adding service, Metro needs to see an overall increase in service on the NTD report. Nalini wanted to add "Measure R 20% funds used for expansion may only be included in the FAP if there is an overall service level increase as evidenced in the National Transit Database Report". A motion was made and seconded to approve the capital guidelines as amended. This motion was unanimously approved.</p>			
<p>11. Proposition 1B Bridge Funding Program Extension</p>	<p>Nalini referred to an earlier motion made that initially established the bridge funding. Nalini stated that this motion was not clear in terms of the length of the bridge funding. This item is going to the Metro Board for clarification on whether this is for the life of the bond. A motion was made and seconded to support this item. The motion was unanimously approved.</p>	<p>Action</p>		<p>Nalini Ahuja</p>
<p>12. BOS Elections</p>	<p>BOS elections were held. The nominations included David Reyno as BOS Chair, Dennis Kobata as Vice Chair, and Linda Hui as Secretary. A motion was made and seconded to accept the nominations. The BOS unanimously voted each of the nominees into office.</p>	<p>Action</p>		<p>BOS</p>
<p>13. New Business</p>	<p>There was no new business.</p>			<p>BOS</p>
<p>14. Adjournment</p>	<p>Meeting adjourned at 12:00pm.</p>	<p>Information</p>		









**Bus Operations Subcommittee
Sign-In Roster – Tuesday, September 15, 2009**

AGENCY	REPRESENTATIVE	SIGNATURE	TELEPHONE	FAX	E-MAIL
Antelope Valley Transit	Kim Hemperly		(661) 729-2232	661-726-2615	khemperly@avta.com
	Judy Vaccaro		(661) 729-2234	661-726-2615	jvaccaro@avta.com
Arcadia Transit	Linda Hui		626-574-5435	626-447-3309	lhui@ci.arcadia.ca.us
Beach Cities Transit	Fiona Diaz		310-372-1171 x2286	310-372-8021	Fionadiazis@gmail.com
Claremont Dial-A-Ride	Scott Carroll		909-399-5433	909-626-9985	scarroll@ci.claremont.ca.us
	George Sparks		909-596-7664	909-596-7399	glspvta@aol.com
	Anna Sanchez		909-399-5431	909-626-9985	asanchez@ci.claremont.ca.us
Commerce Municipal Bus Lines	Martin Gombert		323-887-2283	323-724-2776	marting@ci.commerce.ca.us
	Claude McFerguson		323-887-4419	323-724-2776	claudem@ci.commerce.ca.us
	Dan Gomez		323-887-4419	323-724-2776	dannyg@ci.commerce.ca.us
Culver City Bus Lines	Samantha Blackshire		310-253-6535	310-253-6513	samantha.blackshire@culvercity.org
	Art Ida		310-253-6545	310-253-6513	art.ida@culvercity.org








**Bus Operations Subcommittee
Sign-In Roster – Tuesday, September 15, 2009**

AGENCY	REPRESENTATIVE	SIGNATURE	TELEPHONE	FAX	E-MAIL
Foothill Transit	David Reyno		626-967-2274 x275	626-915-1143	dreyno@foothilltransit.org
	Richard Hasenohrl		626-967-2274 x323	626-915-1143	rhasenohrl@foothilltransit.org
Gardena Municipal Bus Lines	Bob Hildebrand		562-436-4656	562-436-6665	robertinlb@msn.com
	Joseph Loh		310-217-9575	310-771-0914	jloh@ci.gardena.ca.us
La Mirada Transit	Judith G. Quiñonez		562-943-0131	562-902-2980	jquinonez@cityoflamirada.org
	Tony Moreno		562-943-0131 ext. 3117	562-902-2980	amoreno@cityoflamirada.org
Long Beach Transit	Dana Lee		562-599-8571	562-599-8574	dlee@lbtransit.com
	Brynn Kernaghan		562-599-8536	562-599-8574	bkernag@lbtransit.com
LADOT	Corinne Ralph		213-580-5437 213-928-9745	213-580-5458	corinne.ralph@lacity.org
	John Fong		213-580-5417	213-580-5458	jfong@dot.lacity.org
Montebello Bus Lines	Martha D'Andrea		213-580-5419	213-580-5458	martha.dandrea@lacity.org
	Erick R. Soto		323-887-4602	323-887-4643	esoto@cityofmontebello.com
MTA Operations	Aurora Jackson				ajackson@cityofmontebello.com
	Steve Fox		213-922-5308	213-922-4341	foxs@metro.net
	Wayne Wassell		213-922-6979	213-922-6927	wassellw@metro.net

**Bus Operations Subcommittee
Sign-In Roster – Tuesday, September 15, 2009**

AGENCY	REPRESENTATIVE	SIGNATURE	TELEPHONE	FAX	E-MAIL
Norwalk Transit System	Theresa Clark		562-929-5601	562-929-5572	tclark@ci.norwalk.ca.us
Santa Clarita Transit	Lois Smith		562-929-5540	562-929-5572	lsmith@ci.norwalk.ca.us
Santa Monica Big Blue Bus	Susan Lipman		661-294-2505	661-294-2517	slipman@santa-clarita.com
	David Feinberg		310-458-1975 x5848	310-450-4847	David.feinberg@smgov.net
	Enny Chung		310-458-2296	310-395-5460	enny.chung@smgov.net
Torrance Transit	Dennis Kobata		310-618-6234	310-618-6229	dkobata@torrnet.com
	James Lee		310-581-6924	310-618-6229	jameslee@torrnet.com
	Sarah Weiner		310-618-6234	310-618-6229	Sweiner@torrance.gov

rev. 9/15/09

AGENCY	REPRESENTATIVE	SIGNATURE	TELEPHONE	FAX	E-MAIL
City of Redondo Beach	CECILIA GRIFFIN (transit)		(310) 318-0631 ext. 2032	(310) 937-6624	diane.amaya@redondo.org
City of Montebello	Dasmine Chilingarian		(623) 887-4615	887-4643	chilingarian@cityofmontebello.com
MSTRO	Services Planning		(213) 922-6979		WASSELL@MSTRO.NET
FTA	RAY TELLS		213.202.3956		ray.tellis@dot.gov
FTA	KARINEH GREGORIAN		213.202.3958		Karineh.gregorian@dot.gov
LBT	Karissa Selvester		562-599-8534		KSelvester@lbttransit.com
LBT	William Castredo		(562) 599-8577		WCastredo@LBT.com lbtransit.com

BOS Attendance Chart - January-December 2009

Agency	Representative	January	February	March	April	May	June	July	August	September	October	November	December
Antelope Valley Transit Authority	Rep: Kim Hemperly												
	Alt: Judy Vaccaro	⊞	⊞	⊞	⊞		⊞	⊞		⊞			
Arcadia Transit	Rep: Linda Hui	⊞	⊞	⊞		⊞	⊞	⊞		⊞			
Beach Cities Transit	Rep: Fiona Diaz	⊞			⊞	⊞	⊞	⊞		⊞			
Claremont Dial-A-Ride	Rep: Scott Carroll												
	Alt.: George Sparks						⊞						
	Alt: Anna Sanchez	⊞	⊞	⊞	⊞	⊞		⊞		⊞			
Commerce Municipal Bus Lines	Rep: Martin Gombert/Dan Gomez	⊞	⊞				⊞						
	Alt.: Claude McFerguson	⊞						⊞		⊞			
	Alt: Samantha Blackshire	⊞	⊞	⊞	⊞	⊞	⊞	⊞		⊞			
Culver City	Rep: Art Ida												
Foothill Transit	Chair: David Reyno	⊞	⊞		⊞			⊞		⊞			
	Alt.: Richard Hasenohrl												
Gardena Municipal Bus Lines	Rep: Bob Hildebrand	⊞	⊞	⊞	⊞	⊞	⊞						
	Alt. Rep: Joseph Loh	⊞	⊞	⊞	⊞	⊞	⊞	⊞		⊞			
La Mirada Transit	Rep: Judith Quiñonez		⊞	⊞	⊞	⊞	⊞	⊞		⊞			
	Alt: Tony Moreno	⊞											
LADOT	Rep: Corinne Ralph	⊞	⊞	⊞	⊞	⊞	⊞			⊞			
	Alt.: John Fong		⊞		⊞								
	Alt: Martha D'Andrea												
Long Beach Transit	Rep: Dana Lee	⊞	⊞	⊞	⊞	⊞	⊞	⊞		⊞			
	Alt.: Brynn Kernaghan												
Montebello Bus Lines	Rep: Aurora Jackson		⊞	⊞									
	Alt: Erick Soto	⊞		⊞	⊞		⊞	⊞					
MTA	Rep: Steve Fox	⊞	⊞	⊞	⊞	⊞	⊞	⊞		⊞			
	Alt.: Wade Wassell	⊞			⊞								
Norwalk Transit	Rep: Theresa Clark			⊞	⊞	⊞	⊞			⊞			
	Alt: Lois Smith	⊞	⊞				⊞						
Santa Clarita Transit	Rep: Susan Lipman	⊞	⊞		⊞		⊞						
Santa Monica's Big Blue Bus	Rep: David Feinberg	⊞	⊞	⊞	⊞	⊞	⊞	⊞		⊞			
	Alt: Enny Chung												
Torrance Transit	VC: Dennis Kobata	⊞	⊞	⊞	⊞	⊞	⊞	⊞					
	Alt: James Lee			⊞		⊞							
	Alt: Sarah Weiner									⊞			
	Quorum? (9 Members or more)	⊞	⊞	⊞	⊞	⊞	⊞	⊞		⊞			

Los Angeles County Metropolitan Transportation Authority
LOS ANGELES COUNTY
SAFETEA-LU

SECTION 5307 15% DISCRETIONARY FUND BALANCES
As of 09/30/2009

	A	B		C		D		E		F	
		2006 FUNDS	BALANCE	2007 FUNDS	BALANCE	2008 FUNDS	BALANCE	2009 FUNDS	BALANCE	CUMULATIVE	BALANCE
1	OPERATOR										
2											
3											
4	Antelope Valley	\$0	\$0	\$0	\$0	\$0	\$0	\$0	\$0	\$0	\$0
5	Arcadia	\$0	\$0	\$0	\$0	\$0	\$0	\$0	\$0	\$0	\$0
6	Claremont	\$0	\$0	\$0	\$0	\$0	\$0	\$0	\$0	\$0	\$0
7	Commerce	\$0	\$0	\$0	\$0	\$0	\$0	\$0	\$0	\$0	\$0
8	Culver City	\$0	\$0	\$658,020	\$658,020	\$920,869	\$920,869	\$1,592,640	\$1,592,640	\$3,171,529	\$3,171,529
9	Foothill	\$0	\$0	\$0	\$0	\$0	\$0	\$1,150,001	\$1,150,001	\$1,150,001	\$1,150,001
10	Gardena	\$0	\$0	\$0	\$0	\$0	\$0	\$0	\$0	\$0	\$0
11	LADOT	\$0	\$0	\$0	\$0	\$0	\$0	\$3,097,600	\$3,097,600	\$3,097,600	\$3,097,600
12	La Mirada	\$0	\$0	\$0	\$0	\$0	\$0	\$0	\$0	\$0	\$0
13	Long Beach	\$0	\$0	\$0	\$0	\$0	\$0	\$0	\$0	\$0	\$0
14	Montebello	\$0	\$0	\$0	\$0	\$0	\$0	\$0	\$0	\$0	\$0
15	MTA (capital only)	\$0	\$0	\$0	\$0	\$0	\$0	\$0	\$0	\$0	\$0
16	Norwalk	\$0	\$0	\$0	\$0	\$0	\$0	\$0	\$0	\$0	\$0
17	Redondo Beach	\$0	\$0	\$0	\$0	\$640,000	\$640,000	\$0	\$0	\$640,000	\$640,000
18	Santa Clarita	\$0	\$0	\$0	\$0	\$0	\$0	\$0	\$0	\$0	\$0
19	Santa Monica	\$0	\$0	\$0	\$0	\$38	\$38	\$2,904,558	\$2,904,558	\$2,904,596	\$2,904,596
20	Torrance	\$0	\$0	\$0	\$0	\$0	\$0	\$0	\$0	\$0	\$0
21											
22											
23	TOTALS	\$0	\$0	\$658,020	\$658,020	\$1,560,907	\$1,560,907	\$8,744,799	\$8,744,799	\$10,963,726	\$10,963,726
24											
25	FTA LAPSE DATE	9/30/2009	9/30/2009	9/30/2010	9/30/2010	9/30/2011	9/30/2011	9/30/2012	9/30/2012		

**LOS ANGELES COUNTY
SAFETEA-LU**

**5307 85% FUND BALANCES
As of 09/30/2009**

	A	B		C		D		E		F	
		2006 FUNDS	BALANCE	2007 FUNDS	BALANCE	2008 FUNDS	BALANCE	2009 FUNDS	BALANCE	CUMULATIVE	BALANCE
1											
2	OPERATOR										
3											
4	Antelope Valley	\$0	\$0	\$0	\$0	\$0	\$0	\$286,580	\$286,580	\$286,580	
5	Arcadia	\$253,967	\$229,417	\$273,424	\$265,923	\$273,424	\$265,923	\$1,022,731	\$1,022,731	\$1,022,731	
6	Claremont	\$76,506	\$65,924	\$74,659	\$81,158	\$74,659	\$81,158	\$298,247	\$298,247	\$298,247	
7	Commerce	\$0	\$0	\$0	\$0	\$0	\$0	\$341,473	\$341,473	\$341,473	
8	Culver City	\$0	\$139,053	\$2,897,358	\$2,975,413	\$2,897,358	\$2,975,413	\$6,011,824	\$6,011,824	\$6,011,824	
9	Foothill	\$0	\$0	\$0	\$12,862,998	\$0	\$12,862,998	\$12,862,998	\$12,862,998	\$12,862,998	
10	Gardena	\$0	\$0	\$0	\$205,495	\$0	\$205,495	\$205,495	\$205,495	\$205,495	
11	LADOT	\$0	\$0	\$0	\$5,219,332	\$0	\$5,219,332	\$5,219,332	\$5,219,332	\$5,219,332	
12	La Mirada	\$0	\$99,758	\$114,287	\$114,076	\$114,287	\$114,076	\$328,121	\$328,121	\$328,121	
13	Long Beach	\$0	\$0	\$0	\$0	\$0	\$0	\$0	\$0	\$0	
14	Montebello	\$0	\$0	\$3,560,140	\$3,906,715	\$3,560,140	\$3,906,715	\$7,466,855	\$7,466,855	\$7,466,855	
15	MTA (capital only)	\$0	\$0	\$0	\$9,216,661	\$0	\$9,216,661	\$9,216,661	\$9,216,661	\$9,216,661	
16	Norwalk	\$0	\$0	\$0	\$80,000	\$0	\$80,000	\$80,000	\$80,000	\$80,000	
17	Redondo Beach	\$0	\$127,297	\$199,192	\$396,268	\$199,192	\$396,268	\$722,757	\$722,757	\$722,757	
18	Santa Clarita	\$0	\$0	\$805,505	\$809,489	\$805,505	\$809,489	\$1,614,994	\$1,614,994	\$1,614,994	
19	Santa Monica	\$0	\$5,739,747	\$0	\$0	\$0	\$0	\$5,739,747	\$5,739,747	\$5,739,747	
20	Torrance	\$0	\$0	\$993,163	\$3,646,068	\$993,163	\$3,646,068	\$4,639,231	\$4,639,231	\$4,639,231	
21											
22											
23	TOTALS	\$330,473	\$6,401,196	\$8,917,728	\$40,407,649	\$8,917,728	\$40,407,649	\$56,057,046	\$56,057,046	\$56,057,046	
24											
25	FTA LAPSE DATE	9/30/2009	9/30/2010	9/30/2011	9/30/2012	9/30/2011	9/30/2012				
26											

Los Angeles County Metropolitan Transportation Authority
LOS ANGELES COUNTY
SAFETEA-LU
TE1% FUND BALANCES
As of 09/30/2009

1	A	B		C		D		E
		2006		2008		2009		
2	OPERATOR	BALANCES	BALANCES	BALANCES	BALANCES	BALANCES	BALANCES	TOTAL
3								BALANCES
4	Antelope Valley	\$0	\$0	\$0	\$0	\$0	\$0	\$0
5	Arcadia	\$0	\$0	\$0	\$0	\$0	\$0	\$0
6	Claremont	\$0	\$0	\$0	\$0	\$0	\$0	\$0
7	Commerce	\$0	\$0	\$0	\$0	\$0	\$0	\$0
8	Culver City	\$0	\$0	\$0	\$0	\$0	\$0	\$0
9	Foothill	\$0	\$0	\$0	\$0	\$0	\$0	\$0
10	Gardena	\$0	\$0	\$0	\$0	\$0	\$0	\$0
11	LADOT	\$0	\$0	\$0	\$0	\$0	\$0	\$0
12	La Mirada	\$0	\$0	\$0	\$0	\$0	\$0	\$0
13	Long Beach	\$0	\$0	\$0	\$0	\$0	\$0	\$0
14	Montebello	\$0	\$0	\$0	\$0	\$0	\$0	\$0
15	MTA (Capital Only)	\$0	\$1,624,336	\$1,624,336	\$996,033	\$996,033	\$2,620,369	\$2,620,369
16	Norwalk	\$0	\$0	\$0	\$0	\$0	\$0	\$0
17	Redondo Beach	\$0	\$0	\$0	\$859,695	\$859,695	\$859,695	\$859,695
18	Santa Clarita	\$0	\$0	\$0	\$0	\$0	\$0	\$0
19	Santa Monica	\$600,000	\$1,800,000	\$1,800,000	\$0	\$0	\$2,400,000	\$2,400,000
20	Torrance	\$0	\$0	\$0	\$0	\$0	\$0	\$0
21								
22								
23	TOTALS	\$600,000	\$3,424,336	\$3,424,336	\$1,855,728	\$1,855,728	\$5,880,064	\$5,880,064
24								
25	FTA LAPSE DATE	9/30/2009	9/30/2011	9/30/2011	9/30/2012	9/30/2012		

SUMMARY OF INVOICES FOR FY 2009

ALL UNUSED FUNDS PROGRAMMED IN FY 2010 WILL LAPSE ON JUNE 30, 2012 EXCEPT MOSIP IN 2013

As of October 12, 2009

The following funds will be processed for payment only after MOUs have been executed: Prop C 5% Transit Security, Prop A Interest, Measure R 20%, and Measure R Clean Fuel Bus Funds.

CITY OF ARCADIA	INVOICE NUMBER	SUBJECT	INVOICED AMOUNT
		Prop A 40% Discretionary Funds	
		Prop C 5% Security	
		Prop C 40% Foothill Transit Mitigation	
		Prop C 40% Discretionary BSIP	
		Prop C 40% MOSIP Funds	
		Prop A Interest Fund	
		Prop C Interest Fund	
		Measure R 20% Operating Fund	
		Measure R Clean Fuel Bus Fund	
		Total	\$0

ANTELOPE VALLEY TRANSIT AUTHORITY	INVOICE NUMBER	SUBJECT	AMOUNT
		Prop A 40% Discretionary Funds	
		Prop C 5% Security	
		Prop C 40% Foothill Transit Mitigation	
		Prop C 40% Transit Service Expansion	
		Prop C 40% Discretionary BSIP	
		Prop C 40% MOSIP Operating	
		Prop A Interest Fund	
		Prop C Interest Fund	
		Measure R 20% Operating Fund	
		Measure R Clean Fuel Bus Fund	
		Total	\$0

CITY OF CLAREMONT	INVOICE NUMBER	SUBJECT	AMOUNT
		Prop C 5% Security	
		Prop C 40% MOSIP	
		Prop C 40% Foothill Transit Mitigation	

	<i>Prop A 40% Discretionary Funds</i>	
	<i>Prop C 40% Discretionary - STA Backfill</i>	
	Total	\$0

CITY OF COMMERCE	INVOICE NUMBER	SUBJECT	AMOUNT
	7458	Prop C 40% Discretionary Base Restructuring	\$2,12,276
	7460	Prop C 40% MOSIP	\$42,856
	7455	Prop A 40% Discretionary Funds	\$139,606
	7457	Prop C 40% Foothill Transit Mitigation	\$4,921
		Prop C 40% Discretionary Base Restructuring	
	7459	Prop C 5% Security	\$30,336
	7456	Prop A/C 40% Disc. Funds- Zero Fare Compensation	\$329,018
		Prop C 40% Discretionary - STA Backfill	
		Total	\$759,013

CITY OF CULVER CITY	INVOICE NUMBER	SUBJECT	AMOUNT
		Prop C 40% Discretionary - BSIP	
		Prop C 40% Transit Service Expansion	
		Prop A 40% Discretionary Funds	
		Prop C 5% Security	
		Prop C 40% Foothill Transit Mitigation	
		Prop C 40% MOSIP	
		Prop C 40% Discretionary - STA Backfill	
		Total	\$0

FOOTHILL TRANSIT	INVOICE NUMBER	SUBJECT	AMOUNT
		Prop C 5% Security	
	0700108-005	Prop C 40% Discretionary - BSIP	\$791,218
	070108-004	Prop C 40% Transit Service Expansion	\$283,200
	070108-003	Prop C 40% Discretionary Base Restructuring	\$1,669,452
	070108-002	Prop A Discretionary - BSCP	\$3,341,461
	070109-001	Prop A 40% Discretionary Funds	\$12,043,241
	8573-001	Prop C 40% MOSIP	\$3,037,240
	8594-001	Prop C 40% MOSIP	\$440,906
	8655-001	Prop C 40% MOSIP	\$142,346
	8017-001	Prop C 40% MOSIP	\$38,004
		Prop A Interest Fund	
	090809-014	Prop C Interest Fund	\$1,963,497
	090809-015	Prop C BSCP Interest Fund	\$231,157
		Measure R 20% Operating Fund	
		Measure R Clean Fuel Bus Fund	

GARDENA MUNICIPAL BUS LINES	INVOICE NUMBER	SUBJECT	AMOUNT
		Prop C 40% Transit Service Expansion	
		Prop C 5% Security	
		Prop C 40% Discretionary BSIP	
		Prop C 40% Foothill Transit Mitigation	
		Prop A 40% Discretionary Funds	
		Prop C 40% MOSIP	
		Total	\$0

CITY OF LA MIRADA	INVOICE NUMBER	SUBJECT	AMOUNT
		Prop A 40% Discretionary Funds	
		Prop C 5% Security	
		Prop C 40% MOSIP	
		Prop C 40% Discretionary Funds	
		Prop C 40% Foothill Transit Mitigation	
		Total	\$0

LADOT	INVOICE NUMBER	SUBJECT	AMOUNT
		Prop C 40% Foothill Transit Mitigation	
		Prop A 40% Discretionary Funds	
		Prop C 40% MOSIP	
		Prop C 5% Security	
		Prop C 40% Transit Service Expansion	
		Prop C 40% Discretionary BSIP	
		Total	\$0

LONG BEACH TRANSIT	INVOICE NUMBER	SUBJECT	AMOUNT
	2010-FMIT	Prop C 40% Foothill Transit Mitigation	\$419,294
	2010 -SEC	Prop C 5% Security	\$1,250,764
	2010-TSE	Prop C 40% Transit Service Expansion	\$1,941,694
	2010-MOS	Prop C 40% MOSIP	\$3,651,448
	2010-BSIP	Prop C 40% Discretionary BSIP	\$700,866
	2010-PA40	Prop A 40% Discretionary Funds	\$11,894,918
		Prop A Interest Fund	
	2010 - CIN	Prop C Interest Fund	\$1,939,315
		Measure R 20% Operating Fund	
		Measure R Clean Fuel Bus Fund	

L YNWOOD TROLLEY	INVOICE NUMBER	SUBJECT	AMOUNT
		Prop C 40% Transit Service Expansion	
		Total	

CITY OF MONTEBELLO	INVOICE NUMBER	SUBJECT	AMOUNT
		Prop C 5% Security	
		Prop C 40% MOSIP	
	PCD 10-04/7255	Prop C 40% Discretionary BSIP	\$185,007
	PCD 10-03/7254	Prop C 40% Foothill Transit Mitigation	\$143,076
	PAD 10-01/7251	Prop A 40% Discretionary Funds	\$4,058,925
	PCD 10-02/7252	Prop C 40% Discretionary Base Restructuring	\$969,426
		Total	\$5,356,434

CITY OF NORWALK	INVOICE NUMBER	SUBJECT	AMOUNT
		Prop A 40% Discretionary Funds	
		Prop C 40% Discretionary BSIP	
		Prop C 40% Foothill Transit Mitigation	
		Prop C 40% MOSIP	
		Prop C 5% Security	
		Total	\$0

REDONDO BEACH WAVE	INVOICE NUMBER	SUBJECT	AMOUNT
		Prop C 40% Foothill Transit Mitigation	
		Prop C 40% MOSIP	
		Prop A 40% Discretionary Funds	
		Prop C 40% Discretionary BSIP	
		Prop C 5% Security	
		Total	\$0

CITY OF SANTA CLARITA	INVOICE NUMBER	SUBJECT	AMOUNT
	DTK - SC10A	Prop A 40% Discretionary Funds	\$2,667,123
		Prop C 40% Foothill Transit Mitigation	
		Prop C 5% Security	
	DTK - SC10C	Prop C 40% Transit Service Expansion	\$167,721
	DTK - SC10D	Prop C 40% Discretionary BSIP	\$43,535
		Prop C 40% MOSIP	
		Prop A Interest Fund	
	DTK - SC10B	Prop C Interest Fund	\$208,497
		Measure R 20% Operating Fund	
		Measure R Clean Fuel Bus Fund	
		Total	\$3,086,876

SANTA MONICA BIG BLUE BUS	INVOICE NUMBER	SUBJECT	AMOUNT
	336-C	Prop A 40% Discretionary Funds	\$9,980,701
	337-C	Prop C 40% Foothill Transit Mitigation	\$351,818
	338-C	Prop C 40% Discretionary BSIP	\$678,091
		Prop C 5% Security	
		Prop C 40% MOSIP	
		Prop A Interest Fund	
	342-C	Prop C Interest Fund	\$1,627,226
		Measure R 20% Operating Fund	
		Measure R Clean Fuel Bus Fund	
		Total	\$12,637,836

CITY OF TORRANCE	INVOICE NUMBER	SUBJECT	AMOUNT
	2010-00150062	Prop C 40% MOSIP	\$987,129
	2010-00150055	Prop A 40% Discretionary Funds	\$3,215,662
		Prop C 40% Transit Service Expansion	
		Prop C 5% Security	
	2010-00150061	Prop C 40% Foothill Transit Mitigation	\$113,352
	2010-00150060	Prop C 40% Discretionary BSIP	\$204,737
		Prop C 40% Discretionary Base Restructuring	
		Prop A Interest Fund	
	2010-00150063	Prop C Interest Fund	\$524,273
		Measure R 20% Operating Fund	
		Measure R Clean Fuel Bus Fund	

		Total	\$5,045,153
--	--	--------------	--------------------

Summary of EZ Transit Pass Invoices

As of October 12, 2009

ANTELOPE VALLEY

INVOICE NUMBER	MONTH	BOARDINGS	TOTAL NET AMOUNT PAID TO AGENCY	REVENUE COLLECTED BY AGENCY	TOTAL AMOUNT OWED BY MTA TO AGENCY
	Jul-09				\$0.00
	Aug-09				\$0.00
	Sep-09				\$0.00
	Oct-09				\$0.00
	Nov-09				\$0.00
	Dec-09				\$0.00
	Jan-10				\$0.00
	Feb-10				\$0.00
	Mar-10				\$0.00
	Apr-10				\$0.00
	May-10				\$0.00
	Jun-10				\$0.00
	Total	0	\$0.00	\$0.00	\$0.00

CITY OF CARSON

INVOICE NUMBER	MONTH	BOARDINGS	TOTAL NET AMOUNT PAID TO AGENCY	REVENUE COLLECTED BY AGENCY	TOTAL AMOUNT OWED BY MTA TO AGENCY
	Jul-08			\$0	\$0.00
	Aug-08			\$0	\$0.00
	Sep-08			\$0	\$0.00
	Oct-08			\$0	\$0.00
	Nov-08			\$0	\$0.00
	Dec-08			\$0	\$0.00
	Jan-09			\$0	\$0.00
	Feb-09			\$0	\$0.00
	Mar-09			\$0	\$0.00
	Apr-09			\$0	\$0.00
	May-09				\$0.00
	Jun-09				\$0.00
	Total	0	\$0.00	\$0.00	\$0.00

CULVER CITY

INVOICE NUMBER	MONTH	BOARDINGS	TOTAL NET AMOUNT PAID TO AGENCY	REVENUE COLLECTED BY AGENCY	TOTAL AMOUNT OWED BY MTA TO AGENCY
	Jul-08				\$0.00
CCB0809	Aug-08	40,674	\$20,493.96	\$1,470.00	\$21,963.96
CCB0909	Sep-08	44,032	\$20,697.28	\$3,080.00	\$23,777.28
	Oct-08				\$0.00
	Nov-08				\$0.00
	Dec-08				\$0.00
	Jan-09				\$0.00
	Feb-09				\$0.00
	Mar-09				\$0.00
	Apr-09				\$0.00
	May-09				\$0.00
	Jun-09				\$0.00
	Total	84,706	\$41,191.24	\$4,550.00	\$45,741.24

FOOTHILL TRANSIT

INVOICE NUMBER	MONTH	BOARDINGS	TOTAL NET AMOUNT PAID TO AGENCY	REVENUE COLLECTED BY AGENCY	TOTAL AMOUNT OWED BY MTA TO AGENCY
	Jul-08				\$0.00
	Aug-08				\$0.00
	Sep-08				\$0.00
	Oct-08				\$0.00
	Nov-08				\$0.00
	Dec-08				\$0.00
	Jan-09				\$0.00
	Feb-09				\$0.00
	Mar-09				\$0.00
	Apr-09				\$0.00
	May-09				\$0.00
	Jun-09				\$0.00
	Total	-	\$0.00	\$0.00	\$0.00

GARDENA MUNICIPAL BUS LINES

INVOICE NUMBER	MONTH	BOARDINGS	TOTAL NET AMOUNT PAID TO AGENCY	REVENUE COLLECTED BY AGENCY	TOTAL AMOUNT OWED BY MTA TO AGENCY
EZ0709G01	Jul-08	19,820	\$14,468.60	\$0.00	\$14,468.60
EZ0809G02	Aug-08	18,844	\$13,756.12	\$0.00	\$13,756.12
	Sep-08			\$0.00	\$0.00
	Oct-08			\$0.00	\$0.00
	Nov-08			\$0.00	\$0.00
	Dec-08			\$0.00	\$0.00
	Jan-09			\$0.00	\$0.00
	Feb-09			\$0.00	\$0.00
	Mar-09			\$0.00	\$0.00
	Apr-09			\$0.00	\$0.00
	May-09			\$0.00	\$0.00
	Jun-09			\$0.00	\$0.00
	Total	38,664	\$28,224.72	\$0.00	\$28,224.72

GLENDALE

INVOICE NUMBER	MONTH	BOARDINGS	TOTAL NET AMOUNT PAID TO AGENCY	REVENUE COLLECTED BY AGENCY	TOTAL AMOUNT OWED BY MTA TO AGENCY
				0	\$0.00
				0	\$0.00
				0	\$0.00
	Total	0	\$0.00	\$0.00	\$0.00

LADOT

INVOICE NUMBER	MONTH	BOARDINGS	TOTAL NET AMOUNT PAID TO AGENCY	REVENUE COLLECTED BY AGENCY	TOTAL AMOUNT OWED BY MTA TO AGENCY
94 PA100000219	Jul-08	76,780	\$17,659.40	\$0.00	\$17,659.40
	Aug-08			\$0.00	\$0.00
	Sep-08			\$0.00	\$0.00
	Sep-08			\$0.00	\$0.00
	Oct-08			\$0.00	\$0.00
	Nov-08			\$0.00	\$0.00
	Dec-08			\$0.00	\$0.00
	Dec-08			\$0.00	\$0.00
	Jan-09			\$0.00	\$0.00
	Feb-09			\$0.00	\$0.00
	Mar-09			\$0.00	\$0.00
	Apr-09			\$0.00	\$0.00
	May-09			\$0.00	\$0.00

	Jun-09				\$0.00
	May-09				\$0.00
	Jun-09				\$0.00
	Total	76,780	\$17,659.40	\$0.00	\$17,659.40

LONG BEACH TRANSIT

INVOICE NUMBER	MONTH	BOARDINGS	TOTAL NET AMOUNT PAID TO AGENCY	REVENUE COLLECTED BY AGENCY	TOTAL AMOUNT OWED BY MTA TO AGENCY
	Jul-08				\$0.00
10003354	Aug-08	112,630	\$39,043.50	\$56,692.00	\$95,735.50
	Sep-08				\$0.00
	Oct-08				\$0.00
	Nov-08				\$0.00
	Dec-08				\$0.00
	Jan-09				\$0.00
	Feb-09				\$0.00
	Mar-09				\$0.00
	Apr-09				\$0.00
	May-09				\$0.00
	Jun-09				\$0.00
	Total	112,630	\$39,043.50	\$56,692.00	\$95,735.50

CITY OF MONTEBELLO

INVOICE NUMBER	MONTH	BOARDINGS	TOTAL NET AMOUNT PAID TO AGENCY	REVENUE COLLECTED BY AGENCY	TOTAL AMOUNT OWED BY MTA TO AGENCY
30168	Jul-08	60,961	\$35,657.43	\$2,748.00	\$38,405.43
30176	Aug-08	52,453	\$35,963.63	\$1,278.00	\$37,241.63
	Sep-08				\$0.00
	Oct-08				\$0.00
	Nov-08				\$0.00
	Dec-08				\$0.00
	Jan-09				\$0.00
	Feb-09				\$0.00
	Mar-09				\$0.00
	Apr-09				\$0.00
	May-09				\$0.00
	Jun-09				\$0.00
	Total	113,414	\$71,621.06	\$4,026.00	\$75,647.06

NORWALK TRANSIT

INVOICE NUMBER	MONTH	BOARDINGS	TOTAL NET AMOUNT PAID TO AGENCY	*REVENUE COLLECTED BY AGENCY	TOTAL AMOUNT OWED BY MTA TO AGENCY
	Jul-08			\$0	\$0.00
	Aug-08			\$0	\$0.00
EZ08-09-4582	Sep-08	151,625	\$5,473.71	\$0	\$5,473.71
	Oct-08			\$0	\$0.00
	Nov-08			\$0	\$0.00
	Dec-08			\$0	\$0.00
	Jan-09			\$0	\$0.00
	Feb-09			\$0	\$0.00
	Mar-09			\$0	\$0.00
	Apr-09			\$0	\$0.00
	May-09			\$0	\$0.00
	Jun-09			\$0	\$0.00
	Total	151,625	\$5,473.71	\$0.00	\$5,473.71

PALOS VERDES PENINSULA TRANSIT AUTHORITY

INVOICE NUMBER	MONTH	BOARDINGS	TOTAL NET AMOUNT PAID TO AGENCY	REVENUE COLLECTED BY AGENCY	TOTAL AMOUNT OWED BY MTA TO AGENCY
	Jul-08			\$0	\$0.00
	Aug-08			\$0	\$0.00
	Sep-08			\$0	\$0.00
	Oct-08			\$0	\$0.00
	Nov-08			\$0	\$0.00
	Dec-08			\$0	\$0.00
	Jan-09				\$0.00
	Feb-09				\$0.00
	Mar-09			\$0	\$0.00
	Apr-09				\$0.00
	May-09				\$0.00
	Jun-09				\$0.00
	Total	0	\$0.00	\$0.00	\$0.00

PASADENA/SOUTH PASADENA

INVOICE NUMBER	MONTH	BOARDINGS	TOTAL NET AMOUNT PAID TO AGENCY	REVENUE COLLECTED BY AGENCY	TOTAL AMOUNT OWED BY MTA TO AGENCY
	Jul-08			\$0	\$0.00
	Aug-08			\$0	\$0.00
	Sep-08			\$0	\$0.00
	Oct-08			\$0	\$0.00
	Nov-08			\$0	\$0.00
	Dec-08			\$0	\$0.00
	Jan-09			\$0	\$0.00
	Feb-09			\$0	\$0.00
	Mar-09			\$0	\$0.00
	Apr-09				\$0.00
	May-09				\$0.00
	Jun-09				\$0.00
	Total	0	\$0.00	\$0.00	\$0.00

REDONDO BEACH - BEACH CITIES TRANSIT

INVOICE NUMBER	MONTH	BOARDINGS	TOTAL NET AMOUNT PAID TO AGENCY	REVENUE COLLECTED BY AGENCY	TOTAL AMOUNT OWED BY MTA TO AGENCY
	Jul-08			\$0	\$0.00
0809BCT	Aug-08	4,638	\$3,756.78	\$0	\$3,756.78
	Sep-08			\$0	\$0.00
	Oct-08			\$0	\$0.00
	Nov-08			\$0	\$0.00
	Dec-08			\$0	\$0.00
	Jan-09			\$0	\$0.00
	Feb-09			\$0	\$0.00
	Mar-09			\$0	\$0.00
	Apr-09			\$0	\$0.00
	May-09			\$0	\$0.00
	Jun-09				\$0.00
	Total	4,638	\$3,756.78	\$0.00	\$3,756.78

SANTA CLARITA TRANSIT

INVOICE NUMBER	MONTH	BOARDINGS	TOTAL NET AMOUNT PAID TO AGENCY	REVENUE COLLECTED BY AGENCY	TOTAL AMOUNT OWED BY MTA TO AGENCY
	Jul-08				\$0.00
	Aug-08				\$0.00
	Sep-08				\$0.00

	Oct-08				\$0.00
	Nov-08				\$0.00
	Dec-08				\$0.00
	Jan-09				\$0.00
	Feb-09				\$0.00
	Mar-09				\$0.00
	Apr-09				\$0.00
	May-09				\$0.00
	Jun-09				\$0.00
	Total	-	\$0.00	\$0.00	\$0.00

SANTA MONICA BIG BLUE BUS

INVOICE NUMBER	MONTH	BOARDINGS	TOTAL NET AMOUNT PAID TO AGENCY	REVENUE COLLECTED BY AGENCY	TOTAL AMOUNT OWED BY MTA TO AGENCY
3479A	Jul-08	124,963	\$40,249.95	\$33,591.00	\$73,840.95
346C	Aug-08	116,743	\$38,043.74	\$30,812.50	\$68,856.24
356C	Sep-08	187,751	\$136,075.70	\$29,342.50	\$165,418.20
	Oct-08				\$0.00
	Nov-08				\$0.00
	Dec-08				\$0.00
	Jan-09				\$0.00
	Feb-09				\$0.00
	Mar-09				\$0.00
	Apr-09				\$0.00
	May-09				\$0.00
	Jun-09				\$0.00
	Total	429,457	\$214,369.39	\$93,746.00	\$308,115.39

CITY OF TORRANCE

INVOICE NUMBER	MONTH	BOARDINGS	TOTAL NET AMOUNT PAID TO AGENCY	REVENUE COLLECTED BY AGENCY	TOTAL AMOUNT OWED BY MTA TO AGENCY
	Jul-08				\$0.00
2010-00150704	Aug-08	21,278	\$15,865.26	\$3,710.50	\$19,575.76
	Sep-08				\$0.00
	Oct-08				\$0.00
	Nov-08				\$0.00
	Dec-08				\$0.00
	Jan-09				\$0.00
	Feb-09				\$0.00
	Mar-09				\$0.00
	Apr-09				\$0.00
	May-09				\$0.00
	Jun-09				\$0.00
	Total	21,278.00	\$15,865.26	\$3,710.50	\$19,575.76

CITY OF TORRANCE - MUNICIPAL AREA EXPRESS (MAX)

INVOICE NUMBER	MONTH	BOARDINGS	TOTAL NET AMOUNT PAID TO AGENCY	REVENUE COLLECTED BY AGENCY	TOTAL AMOUNT OWED BY MTA TO AGENCY
	Jul-08			\$0	\$0.00
2010-00150705	Aug-08	1,668	\$2,418.60	\$0	\$2,418.60
	Sep-08			\$0	\$0.00
	Oct-08			\$0	\$0.00
	Nov-08			\$0	\$0.00
	Dec-08			\$0	\$0.00
	Jan-09			\$0	\$0.00
	Feb-09			\$0	\$0.00
	Mar-09			\$0	\$0.00

	<i>Apr-09</i>			\$0	\$0.00
	<i>May-09</i>			\$0	\$0.00
	<i>Jun-09</i>				\$0.00
	Total	1,668.00	\$2,418.60	\$0.00	\$2,418.60

CITY OF WHITTIER

<i>INVOICE NUMBER</i>	<i>MONTH</i>	<i>BOARDINGS</i>	<i>TOTAL NET AMOUNT PAID TO AGENCY</i>	<i>REVENUE COLLECTED BY AGENCY</i>	<i>TOTAL AMOUNT OWED BY MTA TO AGENCY</i>
	<i>Jul-07</i>				\$0.00
	<i>Aug-07</i>				\$0.00

Grand Totals		961,274	\$439,623.66	\$162,724.50	\$602,348.16
---------------------	--	----------------	---------------------	---------------------	---------------------

**LOS ANGELES COUNTY MUNICIPAL OPERATORS
Subsidy Tracking Matrix Fiscal Year 2010
As of October 12, 2009**

NAME	Prop A 40%		MOSIP MOU	MOSIP SIP Service Plan	MOSIP Invoice	Prop C 40% Discretionary - Invoices				Prop C 40% MOU	Prop C 5% MOU	Prop C 5% Invoice	TDA Claim
	MOU	Invoice				Foothill Transit Mitigation	Transit Service Expansion	Disc. Base Restruct.	BSIP				
Antelope Valley Transit	X		X		X		X	N/A		X		N/A	
Arcadia Transit	X		X	X	X		N/A	N/A		X			
Claremont Dial - A - Ride	X		X	X	X		N/A	N/A		X	X		
Commerce Municipal Bus Lines	X	X	X	X	X	X	N/A			X	X		
Culver City Municipal Bus Lines	X		X	X	X			N/A		X			
Foothill Transit	X	X	X		X	N/A	X	X		X			
Gardena Municipal Bus Lines	X		X					N/A		X			
La Mirada Transit	X		X	X	X		N/A	N/A		X	X		
L.A.D.O.T	X							N/A		X	P/X		N/A
City of Lynwood	N/A		N/A	N/A	N/A	N/A		N/A		X	N/A	N/A	N/A
Long Beach Public Transportation Co.	X	X	X	X	X	X	X	N/A		X	X	X	X
Metro	N/A		N/A	N/A	N/A	N/A		N/A		X	P	N/A	
Montebello Bus Lines	X	X	X	X	X	X	X	X		X	X		
Norwalk Transit System	X		X	X	X		N/A	N/A		X			
Redondo Beach - Beach Cities Transit	X		X	X	X		N/A	N/A		X			
Santa Clarita Transit	X	X	X	X	X		X	N/A		X	X		N/A
Santa Monica Big Blue Line	X	X	X			X	N/A	N/A		X	X		
Torrance Transit System	X	X	X	X	X	X	X	X		X	X		

X = DOCUMENT RECEIVED

P = Partnership with LASD

**LOS ANGELES COUNTY MUNICIPAL OPERATORS
Subsidy Tracking Matrix Fiscal Year 2010
As of October 12, 2009**

NAME	Prop A Interest		Measure R Funds				Prop C Interest	
	MOU	Invoice	20% Operations MOU	20% Operations Invoice	Clean Fuel Bus MOU	Clean Fuel Bus Invoice	MOU	Invoice
Antelope Valley Transit							X	
Arcadia Transit							X	
Claremont Dial - A - Ride							X	
Commerce Municipal Bus Lines							X	
Culver City Municipal Bus Lines							X	
Foothill Transit							X	
Gardena Municipal Bus Lines							X	
La Mirada Transit							X	
L.A.D.O.T							X	
City of Lynwood							X	
Long Beach Public Transportation Co.							X	
Metro							X	
Montebello Bus Lines							X	
Norwalk Transit System							X	
Redondo Beach - Beach Cities Transit							X	
Santa Clarita Transit							X	
Santa Monica Big Blue Line							X	
Torrance Transit System							X	

X = DOCUMENT RECEIVED

SUMMARY OF TDA & STA Capital Claims for FY 2010

As of October 12, 2009

CITY OF ARCADIA	INVOICE NUMBER	SUBJECT	INVOICED AMOUNT
	<i>Total</i>		\$0

ANTELOPE VALLEY TRANSIT AUTHORITY		N/A	
--------------------------------------	--	-----	--

CITY OF CLAREMONT	INVOICE NUMBER	SUBJECT	AMOUNT
	<i>Total</i>		\$0

CITY OF COMMERCE	INVOICE NUMBER	SUBJECT	AMOUNT
	<i>Total</i>		\$0

CITY OF CULVER CITY	INVOICE NUMBER	SUBJECT	AMOUNT
	<i>Total</i>		\$0

FOOTHILL TRANSIT	INVOICE NUMBER	SUBJECT	AMOUNT
	8549-001	TDA Capital Reimbursement	\$25,683
	<i>Total</i>		\$25,683

GARDENA MUNICIPAL BUS LINES	INVOICE NUMBER	SUBJECT	AMOUNT
		TDA Capital Reimbursement	\$186,837
		TDA Capital Reimbursement	\$408,713
		Total	\$595,550

CITY OF LA MIRADA	INVOICE NUMBER	SUBJECT	AMOUNT
		Total	\$0

LADOT		N/A	
-------	--	-----	--

LONG BEACH TRANSIT	INVOICE NUMBER	SUBJECT	AMOUNT
		TDA Capital Reimbursement	\$535
		Total	\$535

CITY OF MONTEBELLO	INVOICE NUMBER	SUBJECT	AMOUNT
		Total	\$0

CITY OF NORWALK	INVOICE NUMBER	SUBJECT	AMOUNT
		Total	\$0

REDONDO BEACH WAVE	INVOICE NUMBER	SUBJECT	AMOUNT

	Total		\$0
--	--------------	--	------------

CITY OF SANTA CLARITA		N/A	

SANTA MONICA BIG BLUE BUS	INVOICE NUMBER	SUBJECT	AMOUNT
	348-C	TDA Capital Reimbursement	\$6,117,535
	Total		\$6,117,535

CITY OF TORRANCE	INVOICE NUMBER	SUBJECT	AMOUNT
	Total		\$0

REGIONAL PASS SALES FOR THE PERIOD: 7/1/09 - 6/30/10

	Jul-09	Aug-09	Sep-09	Oct-09	Nov-09	Dec-09
	Quantity	Revenue	Quantity	Revenue	Quantity	Revenue
EZMP	21,088	\$1,476,160	20,446	\$1,431,220		
EZ1	1,231	\$22,168	1,169	\$21,042		
EZ2	684	\$24,624	601	\$21,636		
EZ3	629	\$33,966	560	\$30,240		
EZ4	261	\$18,792	164	\$11,808		
EZ5	640	\$57,600	535	\$48,150		
EZ6	40	\$4,320	-	\$0		
EZ8	49	\$7,056	27,00	\$3,888		
EZ9	9	\$1,458	40	\$6,480		
EZ10	27	\$4,860	40	\$7,200		
EZ11	5	\$990	40	\$7,920		
COUNTY	238	\$13,328	199	\$11,144		
EZSR/D	6,079	\$212,765	6,110	\$213,850		
EZSR/D1	245	\$2,328	171	\$1,625		
EZSR/D2	170	\$3,230	101	\$1,919		
EZSR/D3	225	\$6,413	146	\$4,161		
EZSR/D4	166	\$6,308	83	\$3,154		
EZSR/D5	178	\$8,455	90	\$4,275		
EZSR/D6	40	\$1,900	-	\$0		
EZSR/D8	35	\$2,660	10	\$760		
EZSR/D9	4	\$342	30	\$2,565		
EZSR/D10	12	\$1,140	30	\$2,850		
EZSR/D11	6	\$627	30	\$3,135		
COUNTY	127	\$2,667	89	\$1,869		
TOTAL	32,188	\$1,914,147	30,711	\$1,840,891	-	\$0

	Jan-10	Feb-10	Mar-10	Apr-10	May-10	Jun-10
	Quantity	Revenue	Quantity	Revenue	Quantity	Revenue
EZMP						
EZ1						
EZ2						
EZ3						
EZ4						
EZ5						
EZ6						
EZ8						
EZ9						
EZ10						
EZ11						
COUNTY						
EZSR/D						
EZSR/D1						
EZSR/D2						
EZSR/D3						
EZSR/D4						
EZSR/D5						
EZSR/D6						
EZSR/D8						
EZSR/D9						
EZSR/D10						
EZSR/D11						
COUNTY						
TOTAL	-	\$0	0	\$0	0	\$0

Jun-10

May-10

Apr-10

Mar-10

Feb-10

Jan-10

2009 DOCUMENT REQUIREMENT STATUS - FOR SUBMITTAL IN FY 2010 FOR FY11 FUND MARKS
As of October 12, 2010

NAME	TDA/COMPLIANCE FINANCIAL AUDIT	STATE CONTROLLER REPORT	NTD REPORT	TPM REPORT (Audited FY09)	S RTP
ANTELOPE VALLEY					
ARCADIA TRANSIT					
CLAREMONT DIAL-A-RIDE					
COMMERCE BUS LINES					
CULVER CITY MUNICIPAL BUS LINES					
FOOTHILL TRANSIT					
GARDENA BUS LINES					
LA MIRADA TRANSIT					
L.A.D.O.T					
LONG BEACH TRANSIT					
METRO					
MONTEBELLO BUS LINES					
NORWALK TRANSIT					
BEACH CITIES TRANSIT (REDONDO BCH)					
SANTA CLARITA TRANSIT					
SANTA MONICA BIG BLUE LINES					
TORRANCE TRANSIT					

NOT SUBMITTED
X=Document Received/AUDITED
A=ACTUAL