

Monday through Friday

Effective Jun 28 2009

239

Northbound (Approximate Times)

ENCINO	RESEDA	NORTHRIDGE		GRANADA HILLS			MISSION HILLS	SAN FERNANDO
Zelzah & Ventura	White Oak & Vanowen	Roscoe & White Oak	Zelzah & Nordhoff	Zelzah & Devonshire	Louise & Chatsworth	Rinaldi & Hayvenhurst	Rinaldi & Sepulveda	Sylmar Station
5:20A	5:31A	5:37A	5:43A	5:47A	5:51A	5:57A	6:03A	6:14A
6:10	6:22	6:29	6:36	6:41	6:47	6:53	7:00	7:12
7:02	7:15	7:22	7:30	7:35	7:40	7:47	7:55	8:07
7:49	8:02	8:09	8:17	8:22	8:27	8:34	8:42	8:54
8:38	8:51	8:58	9:05	9:10	9:15	9:21	9:28	9:41
9:10	9:21	9:27	9:34	9:39	9:44	9:50	9:57	10:10
10:06	10:17	10:23	10:30	10:35	10:40	10:46	10:53	11:06
11:02	11:13	11:19	11:26	11:31	11:36	11:42	11:49	12:02P
11:58	12:09P	12:15P	12:22P	12:27P	12:32P	12:38P	12:45P	12:58
12:55P	1:06	1:12	1:19	1:24	1:29	1:35	1:42	1:55
1:56	2:07	2:13	2:20	2:25	2:30	2:37	2:45	2:58
—	—	—	—	—	—	—	3:09	3:23
2:52	3:04	3:11	3:19	3:25	3:31	3:38	3:46	3:59
3:25	3:37	3:44	3:52	3:58	4:04	4:11	4:19	4:32
4:15	4:27	4:34	4:42	4:48	4:54	5:01	5:09	5:23
5:04	5:15	5:22	5:31	5:37	5:42	5:49	5:57	6:11
5:55	6:06	6:12	6:20	6:25	6:30	6:36	6:44	6:58
6:41	6:52	6:58	7:05	7:10	7:14	7:20	7:28	7:40
7:33	7:43	7:49	7:55	8:00	8:04	8:10	8:17	8:27

Monday through Friday

239

Southbound (Approximate Times)

SAN FERNANDO	MISSION HILLS	GRANADA HILLS			NORTHRIDGE		RESEDA	ENCINO
Sylmar Station	Sepulveda & Rinaldi	Rinaldi & Hayvenhurst	Louise & Chatsworth	Zelzah & Devonshire	Zelzah & Nordhoff	Roscoe & White Oak	White Oak & Vanowen	Zelzah & Ventura
5:46A	5:57A	6:04A	6:11A	6:16A	6:21A	6:27A	6:34A	6:45A
6:34	6:48	6:55	7:02	7:08	7:14	7:22	7:29	7:42
7:19	7:34	7:41	7:49	7:55	8:01	8:09	8:16	8:29
7:51	8:06	8:13	8:21	8:26	8:32	8:39	8:46	8:58
8:49	9:04	9:11	9:18	9:23	9:28	9:35	9:42	9:52
9:49	10:02	10:09	10:16	10:21	10:26	10:33	10:40	10:50
10:44	10:57	11:04	11:11	11:16	11:21	11:28	11:35	11:45
11:40	11:53	11:59	12:07P	12:12P	12:17P	12:24P	12:31P	12:41P
12:36P	12:49P	12:56P	1:03	1:08	1:13	1:20	1:27	1:37
1:34	1:47	1:54	2:01	2:06	2:11	2:18	2:25	2:35
2:14	2:27	2:34	2:41	2:46	2:51	2:58	3:05	3:15
2:57	3:10	3:17	3:24	3:31	3:37	3:46	3:53	4:03
3:42	3:55	4:02	4:09	4:14	4:19	4:27	4:34	4:44
4:44	4:57	5:04	5:11	5:16	5:21	5:29	5:35	5:45
5:35	5:48	5:55	6:02	6:06	6:10	6:17	6:23	6:33
6:27	6:40	6:46	6:52	6:56	7:00	7:05	7:11	7:19
7:26	7:38	7:44	7:50	7:53	7:56	8:01	8:07	8:15

Holiday Schedule

No service operated on Saturdays, Sundays and Holidays.

Horarios en los días feriados

No servicio los sábados, domingos y días feriados.

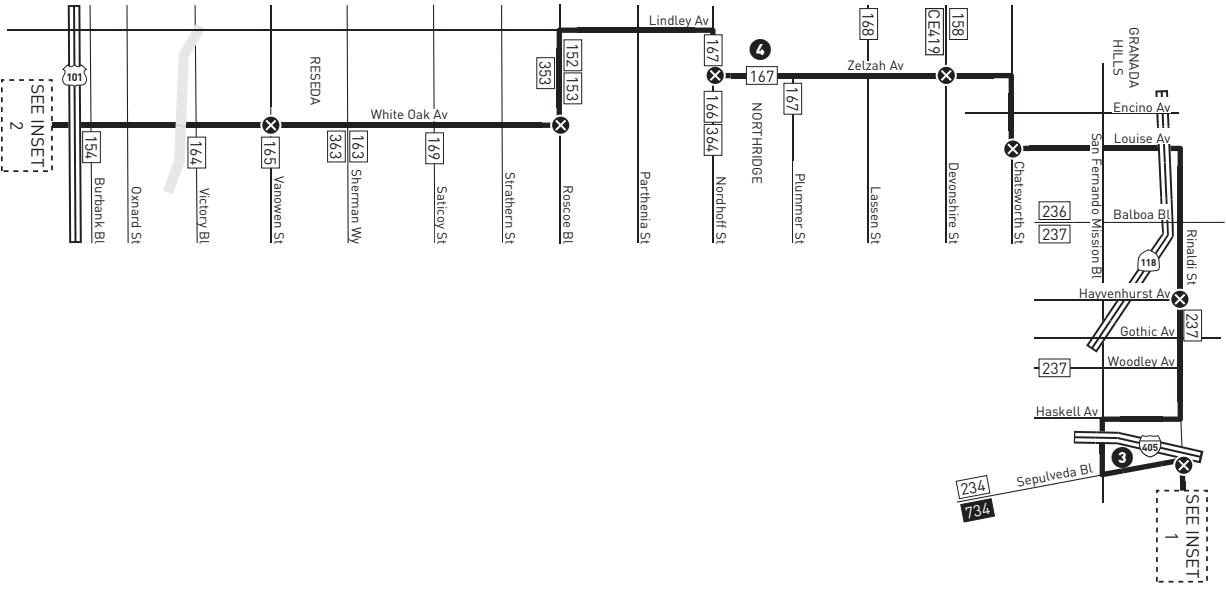
Special Notes

- A** Bus continues via Line 230 to Studio City. Refer to Line 230 timetable for trip details.
- B** Trip originates at Rinaldi and Gothic at 3:00 PM.
- C** Bus originates via Line 230 in Studio City. Refer to Line 230 timetable for trip details.
- D** Departs Sylmar/San Fernando Station and serves San Fernando High School.

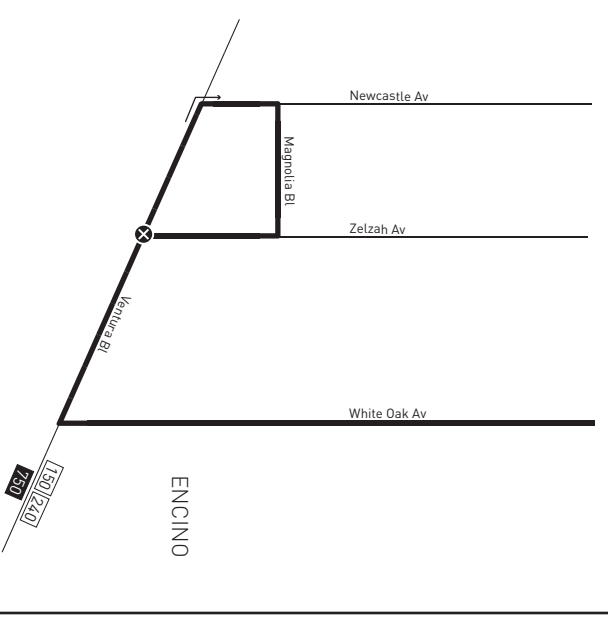
Avisos especiales

- A** El autobús continúa vía Línea 230 a Studio City. Vea en el horario de la Línea 230 los detalles de este viaje.
- B** El viaje se origina en Rinaldi y Gothic a la 3:00 PM.
- C** El autobús se origina vía Línea 230 en Studio City. Vea en el horario de la Línea 230 los detalles de este viaje.
- D** Sale de Sylmar/San Fernando Station y brinda servicio a San Fernando High School.

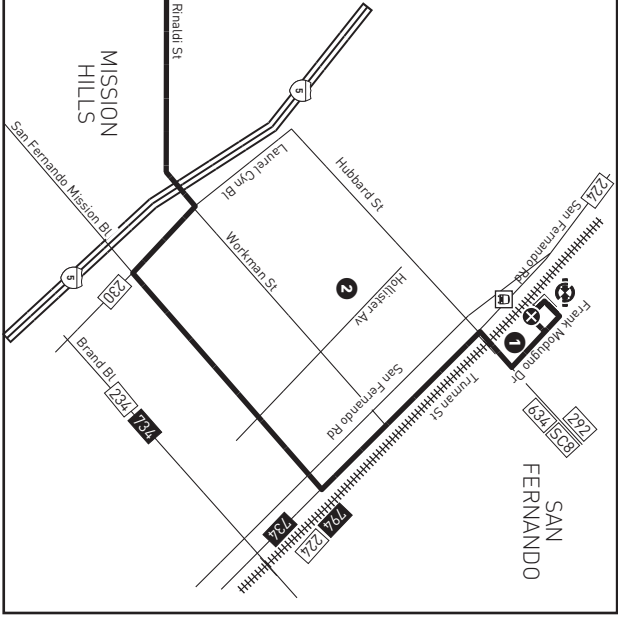
ROUTE MAP



INSET MAP 2



INSET MAP 1



MAP NOTES

- 1 Sylmar Station
Metro Bus Lines 230, 236, 239, 292, 634, 734, 794; CE 574; SC8; Antelope Valley Metrolink
- 2 Las Palmas Park
- 3 Facer Medical Group
- 4 California State University, Northridge

LEGEND

- Route of Line 239
- Los Angeles River
- Timepoint
- CE LADOT Commuter Express
- SC Santa Clarita Transit

INSET MAP 1

- Transit Center
- Metrolink Station