

Monday through Friday

270

Northbound (Approximate Times)

NORWALK	SANTA FE SPRINGS	WHITTIER	RIO HONDO COLLEGE	EL MONTE			MONROVIA	
I-605/I-105 Station	Bloomfield & Telegraph	Greenleaf & Mar Vista	Workman Mill & College	Peck & Elliott	El Monte Station	Peck & Ramona	Peck & Live Oak	Primrose & Foothill
—	4:13A	4:27A	4:40A	4:50A	5:02A	5:10A	5:17A	5:30A
—	5:03	5:17	5:30	5:40	5:52	6:00	6:08	6:23
5:25A	5:43	5:57	6:10	6:20	6:34	6:44	6:52	7:06
6:09	6:27	6:42	6:55	7:05	7:18	7:28	7:36	7:50
6:50	7:08	7:23	7:40	7:50	8:03	8:13	8:21	8:35
7:35	7:53	8:08	8:25	8:35	8:48	8:58	9:08	9:23
8:26	8:44	8:59	9:15	9:25	9:40	9:50	10:00	10:15
9:22	9:39	9:54	10:10	10:20	10:35	10:45	10:55	11:10
10:20	10:37	10:52	11:08	11:18	11:33	11:43	11:53	12:08P
11:20	11:37	11:52	12:08P	12:18P	12:33P	12:43P	12:51P	1:05
12:18P	12:36P	12:52P	1:08	1:19	1:34	1:44	1:52	2:06
1:18	1:36	1:52	2:08	2:18	2:33	2:43	2:54	3:09
2:15	2:33	2:52	3:08	3:18	3:34	3:46	3:57	4:12
3:17	3:35	3:52	4:08	4:18	4:34	4:46	4:57	5:12
4:17	4:35	4:52	5:08	5:18	5:34	5:46	5:57	6:09
5:18	5:36	5:53	6:08	6:18	6:32	6:43	6:52	7:04
6:20	6:38	6:54	7:08	7:18	7:30	7:40	7:49	8:02
7:22	7:40	7:54	8:08	8:18	8:30	—	—	—

Monday through Friday

270

Southbound (Approximate Times)

MONROVIA		EL MONTE			RIO HONDO COLLEGE	WHITTIER	SANTA FE SPRINGS	NORWALK
Primrose & Foothill	Peck & Live Oak	Peck & Ramona	El Monte Station	Peck & Elliott	Workman Mill & College	Greenleaf & Mar Vista	Bloomfield & Telegraph	I-105/I-605 Station
4:50A	5:02A	5:11A	5:18A	5:25A	5:35A	5:50A	6:03A	6:25A
5:41	5:53	6:02	6:11	6:20	6:30	6:45	6:58	7:20
6:33	6:45	6:54	7:04	7:14	7:25	7:40	7:54	8:16
7:25	7:37	7:48	7:59	8:09	8:20	8:35	8:49	9:11
8:25	8:37	8:48	8:59	9:09	9:20	9:35	9:49	10:11
9:24	9:36	9:47	9:58	10:09	10:20	10:35	10:49	11:11
10:23	10:35	10:45	10:58	11:09	11:20	11:35	11:49	12:11P
11:26	11:38	11:48	12:01P	12:10P	12:20P	12:34P	12:48P	1:10
12:16P	12:29P	12:39P	12:51	1:00	1:10	1:26	1:40	2:02
1:17	1:30	1:40	1:52	2:01	2:10	2:26	2:39	3:01
2:15	2:30	2:40	2:52	3:01	3:10	3:26	3:40	4:02
3:05	3:20	3:30	3:41	3:51	4:00	4:19	4:33	4:55
3:52	4:05	4:15	4:26	4:36	4:45	5:04	5:18	5:40
4:37	4:50	5:00	5:11	5:21	5:30	5:49	6:03	6:25
5:22	5:35	5:45	5:56	6:06	6:15	6:31	6:44	7:06
6:18	6:31	6:41	6:52	7:02	7:10	7:26	7:39	8:01
7:19	7:31	7:38	7:47	7:57	8:05	8:21	8:34	8:56

Weekend and Holiday Schedule

Horario de días feriados

No service operated on Sunday, New Year's Day, Memorial Day, Independence Day, Labor Day, Thanksgiving Day and Christmas Day.

No habrá servicio el domingo, New Year's Day, Memorial Day, Independence Day, Labor Day, Thanksgiving Day y Christmas Day.

Saturday

Effective Jun 29 2008

270

Northbound (Approximate Times)

NORWALK	SANTA FE SPRINGS	WHITTIER	RIO HONDO COLLEGE	EL MONTE			MONROVIA	
I-605/I-105 Station	Bloomfield & Telegraph	Greenleaf & Mar Vista	Workman Mill & College	Peck & Elliott	El Monte Station	Peck & Ramona	Peck & Live Oak	Primrose & Foothill
—	—	—	—	—	5:50A	5:56A	6:02A	6:13A
5:50A	6:05A	6:18A	6:29A	6:37A	6:46	6:53	7:00	7:11
6:40	6:56	7:10	7:22	7:30	7:39	7:46	7:53	8:04
7:35	7:51	8:05	8:18	8:26	8:37	8:44	8:51	9:03
8:35	8:51	9:05	9:18	9:26	9:37	9:44	9:51	10:03
9:35	9:51	10:05	10:18	10:26	10:38	10:46	10:53	11:05
10:30	10:46	11:02	11:15	11:23	11:35	11:44	11:52	12:06P
11:30	11:46	12:02P	12:14P	12:22P	12:34P	12:43P	12:51P	1:05
12:30P	12:46P	1:02	1:14	1:22	1:34	1:43	1:51	2:05
1:30	1:46	2:02	2:14	2:22	2:34	2:43	2:51	3:05
2:30	2:46	3:02	3:14	3:22	3:34	3:43	3:51	4:05
3:30	3:46	4:02	4:14	4:22	4:34	4:43	4:50	5:03
4:30	4:46	5:02	5:14	5:22	5:34	5:43	5:50	6:02
5:30	5:46	6:00	6:12	6:20	6:32	6:40	6:47	6:58
6:35	6:51	7:03	7:14	7:21	7:31	—	—	—










Saturday

270


Southbound (Approximate Times)

MONROVIA		EL MONTE			RIO HONDO COLLEGE	WHITTIER	SANTA FE SPRINGS	NORWALK
Primrose & Foothill	Peck & Live Oak	Peck & Ramona	El Monte Station	Peck & Elliot	Workman Mill & College	Greenleaf & Mar Vista	Bloomfield & Telegraph	I-105/I-605 Station
—	—	—	—	—	—	6:32A	6:44A	7:05A
6:35A	6:47A	6:55A	7:01A	7:08A	7:15A	7:27	7:39	8:01
7:30	7:42	7:50	7:58	8:06	8:14	8:28	8:41	9:03
8:25	8:37	8:45	8:54	9:02	9:10	9:24	9:37	9:59
9:25	9:37	9:45	9:54	10:02	10:10	10:24	10:37	10:59
10:20	10:32	10:40	10:50	10:59	11:07	11:22	11:35	11:57
11:20	11:32	11:40	11:51	11:59	12:08P	12:24P	12:37P	12:59P
12:20P	12:32P	12:40P	12:51P	1:00P	1:08	1:24	1:37	1:59
1:20	1:32	1:40	1:51	2:00	2:08	2:24	2:37	2:59
2:20	2:32	2:40	2:51	3:00	3:08	3:24	3:37	3:59
3:20	3:32	3:40	3:51	4:00	4:08	4:24	4:37	4:59
4:20	4:31	4:39	4:50	4:59	5:07	5:23	5:36	5:58
5:22	5:33	5:41	5:52	6:01	6:08	6:24	6:37	6:59
6:25	6:36	6:44	6:53	7:01	7:08	7:24	7:37	7:59

LEGEND

-  Route of Line 270
-  Timepoint
-  Metro Rail
-  Metro Rail Station & Timepoint
-  Map Notes
-  Connecting Line
-  Rapid Connecting Line
-  Transit Center
-  Metrolink
- F Foothill Transit
- LB Long Beach Transit
- M Montebello Municipal Bus
- N Norwalk Transit

INSET 1 - SO. EL MONTE HIGH SCHOOL

-  Bus Stop

MAP NOTES

- 1 El Monte Station**
Metro Bus Lines 70, 76, 176, 267, 268, 376, 484, 490, 577, 770; F178, 179, 480, 481, 482, 486, 488, 492, 494
- 2 El Monte Center**
- 3 Whittier Narrows Nature Center**
- 4 Rio Hondo College**
- 5 Whittier College**
- 6 Presbyterian Hospital**
- 7 Norwalk/Santa Fe Springs Metrolink Station**
- 8 Norwalk Greenline Station**
Metro Bus Lines 111, 115, 121, 125, 270, 315, 460, 577; LB172, 173; N2, 4, 5

